





# International Speech Contest Briefing for Contestants










This form is NOT an official document; the Toastmasters Speech Contest rulebook for the current year is the sole authority for contest rules. To ensure a smooth contest, this document presents rules and recommendations in a cohesive script for briefing contestants. The following icons are used to denote portions of the document that are rules or recommendations denotes a:

 rule      and       recommendation.















## Gather all contestants and cover the following points:













-  Contest chairs, chief judges, voting judges, tiebreaking judges, timers, counters, and sergeants at arms may not compete in the contest at which they are serving in any of these roles.
-  If a contestant is absent from the briefing, they waive the opportunity to receive a briefing. Notify alternate contestants that they should attend the briefing. If the primary contestant is not present at the contest when the Contest Chair is announced, they are ineligible to compete and the alternate will compete in their place.
-  If the primary contestant arrives after the briefing but before the person conducting the contest is introduced, the primary contestant is permitted to compete, provided they report to the contest chair upon arrival and have all required paperwork in good order before the person conducting the contest is introduced to begin the contest.

## Eligibility

-  Be a member in good standing of a club in good standing at the level they are competing; i.e. dues received at WHQ and maintain eligibility at all levels of any contest.
-  No contestant can compete in more than one area speech contest of a given type, even if the two Areas are in different Divisions or Districts.
-  Not be a member serving as a chief judge, voting judge, or tiebreaking judge beyond the club level for a contest in which the member is still competing or intends to compete, Not be a current District or International officer, nor have declared the intent to run for District or International office (i.e. District director, Area director, etc.)
-  Area level and above: Not be a presenter of educational sessions at the event at which the contest is held
-  Completed six (6) speech projects in the Competent Communication manual or earned certificates of completion in Levels 1 and 2 of any path in the Toastmasters Pathways learning experience. (This CANNOT be their sixth speech.)
-  Only members who joined Toastmasters prior to the rollout of Pathways in their region can apply speeches from the Competent Communication manual to speech contest eligibility.
-  Contestants must not reference another contestant, or a speech presented by another contestant, from the platform at the same contest in which they are competing.
-  Confirm that all contestants provided their Speech Contestant Profile (1189)
-  Confirm that all contestants provided their Speaker's Certification of Eligibility and Originality (1183) forms to the Chief Judge.

## Procedures

-  Contestants must create their own speeches, and each must be substantially original. 25% or less of the speech may be devoted to quoting, paraphrasing, or referencing another person's content.
-  Any quoted, paraphrased, or referenced content must be so identified during the speech presentation.
-  To eliminate perception of bias, the contest chair must introduce the contestant's name, speech title, speech title, and contestant's name.
-  Inform speakers where the timing devices are located.
-  Time of speech is 5 - 7 minutes. Speeches less than 4 minutes 30 seconds or more than 7 minutes 30 seconds will be disqualified.
-  The warning signals are lights or cards. They will be displayed as follows ( ensure the timekeepers display the warning signals as you indicate timings):
  -  **Green signal at 5 minutes,**
  -  **Amber signal at 6 minutes,** and
  -  **Red signal at 7 minutes** and will remain displayed until the speaker has concluded. No signal shall be given to indicate a speaker has gone overtime.
-  If the signal or timing equipment fail, a speaker is allowed 30 seconds extra before being disqualified.
-  Timing starts with the first definite verbal or nonverbal communication with the audience.
-  There will be one minute of silence between speakers.
-  After the results are announced, all decisions are final.

-  The taking of photographs during the speeches is not permitted.
-  Recording speeches during the contest is not permitted without the preauthorization of the Contest Chair; if authorized, these will be unobtrusive to the contestants.
-  Once all contestants have spoken, an interview will be conducted. (If one contestant or more is competing in other contests, wait until they have concluded their last contest to interview them.)
-  Confirm the proper pronunciation of the contestant's name, speech title , speech title
-  Confirm whether any of the contestants will use props or lectern. Contestants must abide by any venue restrictions on the use of props and are to be set up during the minute of silence before the contestant's speech and removed from the stage in the minute of silence following the speech.props or lectern. Contestants must abide by any venue restrictions on the use of props and are to be set up during the minute of silence before the contestant's speech and removed from the stage in the minute of silence following the speech.
-  Confirm if the contestants wish to remain in the room for the duration of the contest or leave the room & be brought back by the sergeant at arms when it is their turn to speakConfirm if the contestants wish to remain in the room for the duration of the contest or leave the room & be brought back by the sergeant at arms when it is their turn to speak
-  Have the contestants draw lots (pieces of paper marked with numbers or cards) to determine the speaking order.
-  Define the speaking area. All contestants will speak from the same platform or Area designated by the contest chair. All contestants, the chief judge, voting judges, and the tiebreaking judge will be advised of the speaking Area before the contest begins.
-  All equipment must be available for contestants to practice with prior to the contest. Contestants are responsible for arranging their preferred setup of the lectern/podium microphone and other equipment in a quiet manner before being introduced.
-  Before the contest, let the contestants walk around the speaking area and test the microphone, if available.
-  Protests are limited to eligibility, and originality, and reference to another contestant's speech and must ONLY be lodged by voting judges and/or contestants. Any protest must be lodged with the chief judge and/or contest chair prior to the announcement of the winner(s) and alternate(s). Protests from audience members are not considered.
-  Check whether contestants have any questions.